

High-speed and High-accuracy Digimatic Micrometer QuantuMike

Small Tool Instruments
and Data Management



NEW
Products

DIGIMATIC S1




COOLANT PROOF™ IP65

High precision, further progress

Significantly reduces time for workpiece approach and release

Utilizes a 2.0 mm pitch, reducing approach time by approximately 60%. Furthermore, the workpiece release time is also shortened, making it possible to dramatically reduce measuring times with multi-stepped workpieces. The QuantuMike is also designed to be easier to use in various types of workplaces.



1

High speed & High accuracy

Achieves spindle movement 4 times faster than standard metric micrometers. Enables more efficient measurement work through speedy movement and excellent accuracy with a maximum permissible error (MPE) of just $\pm 1 \mu\text{m}$.

2

Reliable

Detects when the spindle comes into contact too quickly. Is also equipped with functions such as tolerance judgment, calculation, and calibration timing notification that allow measurement work to be performed reliably, without human error.

3

Easy to use

Equipped with various features to meet the needs of operators, such as a large display and bidirectional communication. Designed for ease of use, the main unit enables comfortable measurement in actual manufacturing processes.

QuantuMike

The product name QuantuMike is a combination of Quantum and Micrometer. This name reflects the quantum leap forward in precision measurement that our company has pioneered, as well as our commitment to advancement and innovation.





See video from here



TECHNOLOGY

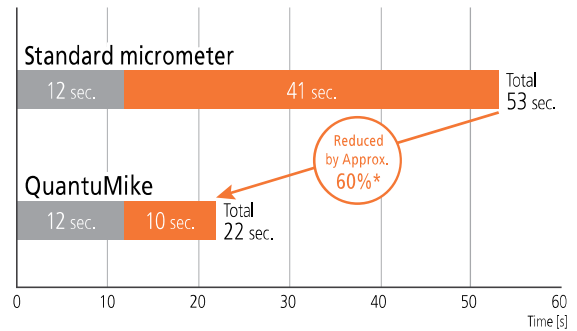
1 High speed & High accuracy



High-speed movement for faster measurement

Using our unique processing technology, we have produced a highly accurate, wider thread pitch for the slim spindle. Unlike a typical metric micrometer with a 0.5 mm screw lead, the thimble moves the spindle 2.0 mm in a single rotation, allowing for rapid measurement. Because the spindle can be released by a large amount with just a small amount of rotation. It is ideal for when various dimensions need to be measured.

Comparison of time needed to measure a 6-stepped workpiece (with one hand)



*According to Mitutoyo's comparison test data

High accuracy measurement of $\pm 1 \mu\text{m}$ / 50 μinch

With a maximum permissible error (MPE) of just $\pm 1 \mu\text{m}$ *, QuantuMike is suitable for workpieces that require increasingly high accuracy.

* $\pm 2 \mu\text{m}$ in a measurement range of 50 - 100 mm

Can be used in environments where there is water, oil, or dust

The micrometer achieves protection level IP65 for water-resistant and dust-resistant performance. It can be used with confidence even at sites where it may be splashed by coolant.



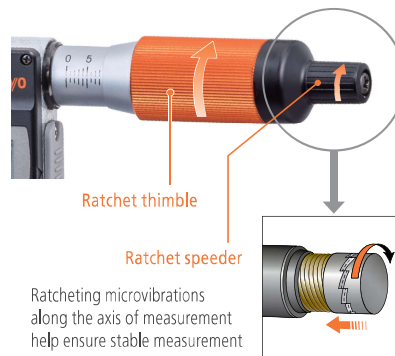
COOLANT PROOF™ IP65



Ratchet thimble mechanism for stable measurement

The QuantuMike features a ratchet thimble mechanism that allows stable measurement to be performed, even when operated one-handed. Ratcheting works with both the thimble and the speeder. The sound of the ratchet allows the user to verify the certainty of operation, and the speeder ratchet is convenient for rapid spindle feed.

Ratchet thimble mechanism



Reliable operation due to the consistent force of the ratchet mechanism




ACCESSIBILITY

2 Reliable

Approach speed warning function

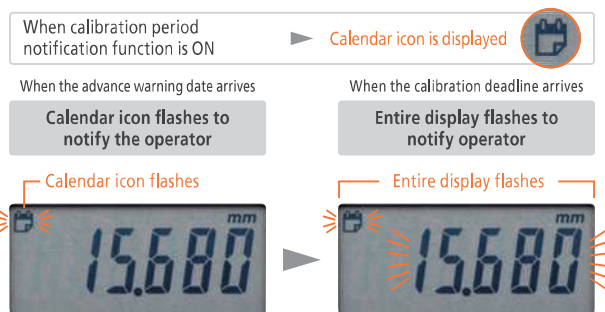
NEW



The approach speed warning function detects collisions with workpieces due to excessive speed. The display flashes when this feature is enabled, making it possible for even inexperienced operators to obtain stable and accurate measurement results.

Calibration schedule alert function

NEW



The calibration warning date and calibration due date can be set. A warning is displayed when the calibration time approaches and on the calibration date to prevent skipped calibration. This is an effective function for proper management of the Digimatic gage.

Operators can measure more effectively with tolerance judgement and calculation functions

NEW

Measurement with QuantuMike



Displays tolerance judgment mark

Tolerance judgment function: ON



Calculates and displays correction value

Calculation function: ON

Correction value can be read directly



Customized key setting allows the user to easily switch between measurement values and calculation results with the press of a button.

Simply enter the calculation result



The QuantuMike determines whether the measurement value is within the upper and lower limits of tolerance and displays a tolerance judgment mark. The user can judge pass/failure at a glance. Also, using the calculation function, it is possible to calculate correction values for machine tools from the measurement results. This eliminates the potential inconvenience of calculations and prevents human errors such as confusing plus and minus values when entering correction values into a machine tool, thereby contributing to the reduction of processing defects.

Key operation lock to prevent errors



The function settings can be locked to prevent them from being changed.

Auto power ON /OFF

If the QuantuMike is left idle for approx. 20 minutes, the power will automatically turn off to reduce battery consumption. Turning the spindle or operating the keys causes the power to come on automatically. This feature can also be disabled if it's not required.

USABILITY

3 Easy to use

Large display with excellent visibility



The display portion has been increased without enlarging the body of the unit itself. Measurement values and feature icons are now easier to see from any angle.

Large buttons and key customization



Frequently used functions can be easily recalled for improved work efficiency. Compared with conventional models, the size of the buttons is larger, making them easier to press. Key operation settings can be freely modified.

Supports bidirectional serial communication* to dramatically improve work efficiency by connecting to a PC or mobile device

Refer to Bulletin No.E12051 for details.
Measurement Data Management System



In addition to Digimatic d1/d2 (output), support is also provided for Digimatic S1 (input/output) communication. Bidirectional serial communication enables easy setting and management of Digimatic gages. Individual management of Digimatic gages can be performed from a PC, and settings can also be changed. The same settings can also be applied to multiple Digimatic gages.

*An optional cable and measurement data input unit are required for bidirectional serial communication (see page 7).

Please note that S1 communication cannot currently be used with the U-WAVE series. Additionally, USB-ITPAK V3.0 must be installed on the PC being used.

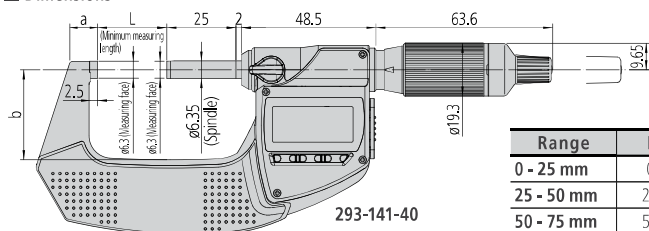


U-WAVE fit
Measurement Data Wireless Communication System
Measurement data from micrometers and calipers with Digimatic output can be wirelessly transferred to PCs, smartphones, tablets and other such devices.

MeasurLink ENABLED
Data Management Software by Mitutoyo
Measurement Data Network System
MeasurLink® is a measurement data management system based on databases (SQL Server). You can build a network to manage the measurement results and measuring instruments simply by combining the required functions. MeasurLink® is a registered trademark of Mitutoyo Corporation in Japan and Mitutoyo America Corporation in the United States.

DIGIMATIC S1
Digimatic S1
This is the original Mitutoyo bidirectional serial communication system. In addition to outputting measurement data, it is also possible to perform such operations as setting and controlling the Digimatic gage itself and collecting individual information of Digimatic gages from the connected PC.

■ Dimensions



Unit: mm

Range	L	a	b
0 - 25 mm	0	9	25
25 - 50 mm	25	9.8	32.5
50 - 75 mm	50	12.6	47
75 - 100 mm	75	14	60

■ Specifications

Inch/Metric	Order No.	Range (in)	Resolution	Measuring force*1 (N)	Maximum permissible error J_{MPE} (in)	Flatness (in)	Parallelism (in)	Mass (g)
With SPC data output	293-180-40	0 - 1	0.00005 in/ 0.001 mm	7 - 12	±0.00005	0.000012	0.00004	265
	293-181-40	1 - 2						325
	293-182-40	2 - 3			±0.0001	0.00008	465	
	293-183-40	3 - 4					620	
Metric	Order No.	Range (mm)	Resolution (mm)	Measuring force*1 (N)	Maximum permissible error J_{MPE} (μm)	Flatness (μm)	Parallelism (μm)	Mass (g)
With SPC data output	293-140-40	0 - 25	0.001	7 - 12	±1	0.3	1	265
	293-141-40	25 - 50						325
	293-142-40	50 - 75			±2	2	465	
	293-143-40	75 - 100					620	

• Degree of protection: IP65 (IEC60529)*2

• Power supply: One CR2032 Lithium metal battery included as standard accessory (for operation check)

• Battery life: Approx. 2 years under normal conditions

• Position detection system: Electromagnetic rotary sensor

*1 Measuring force when using the speeder ratchet (Apply a measuring force in the same condition as for measurement and then set the origin.)

*2 Rustproofing should be applied after use.



■ Functions

Origin point setting (ABS length measurement system)	The measurement origin can be preset to any value within the display range for convenience in measuring.
Zero setting (INC length measurement system)	The display can be zeroed at any position of the spindle, making comparison measurements easier. Returning to the ABSOLUTE measurement mode is easily accomplished.
Hold	The hold function freezes the current value on the display, making it useful for performing measurements in locations where the display is difficult to see. Also, when the hold function is released, the measurement value from the most recently set zero set position or origin point position is displayed.
Calibration schedule alert function	Supports proper management of the Digimatic gage.
Approach speed warning function	Reduces variation in measurement values and improves reliability of measurements.
Tolerance judgment function	You can judge pass/failure at a glance, which is effective even when handling numerous workpieces.
Calculation function (Ax + B)	Enables calculation and direct reading of correction values for a processing machine, thereby improving the efficiency of processing work.
Key operation lock feature	Locks the ORIGIN (origin point setting) and ZERO (zero setting) functions to prevent the origin point from being accidentally changed.
Auto power ON /OFF	The reading on the LCD disappears if the micrometer is left idle for approx. 20 minutes, but the origin point (preset value) for ABSOLUTE length measurement is retained. Turning the spindle again will restore the reading on the LCD.
Key customization function	Helps to easily recall frequently used functions for improved work efficiency.
Measurement data output function (Digimatic S1)	Bidirectional communication allows setting changes and information management to be easily performed from a PC.
Error message	In the event of an overflow on the LCD or a computing error, an error message appears on the LCD, and the measuring function stops. This prevents continuation of measurement with an erroneous display. Also, when the battery voltage drops to a certain level, the battery depletion indicator appears well before the micrometer becomes unusable.

■ Inspection Certificate attached (Applicable only to 0-25 mm (0-1 in) type and 25-50 mm (1-2 in) type)

- A Certificate of Inspection containing inspection data at the time of shipment is included.

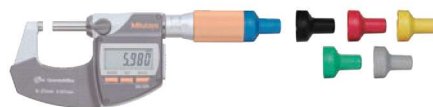


CERTIFICATE OF INSPECTION			
Model No.	293-141-40	Serial No.	2931410001
Manufacturer	Mitutoyo Co., Ltd.	Measuring Unit	mm
Inspected by	XXXXXXXXXX	Measuring Method	Direct
Inspected Date	2023/01/01	Measuring Range	25-50 mm
Inspected Location	XXXXXXXXXX	Measuring Accuracy	±0.001 mm
Inspected Item	XXXXXXXXXX	Measuring Condition	XXXXXXXXXX
Inspected Result	XXXXXXXXXX	Measuring Environment	XXXXXXXXXX
Inspected Status	XXXXXXXXXX	Measuring Instrument	XXXXXXXXXX
Inspected Remarks	XXXXXXXXXX	Measuring Instrument No.	XXXXXXXXXX
Inspected Date	XXXXXXXXXX	Measuring Instrument Serial No.	XXXXXXXXXX
Inspected Location	XXXXXXXXXX	Measuring Instrument Model No.	XXXXXXXXXX
Inspected Item	XXXXXXXXXX	Measuring Instrument Range	XXXXXXXXXX
Inspected Result	XXXXXXXXXX	Measuring Instrument Accuracy	XXXXXXXXXX
Inspected Status	XXXXXXXXXX	Measuring Instrument Condition	XXXXXXXXXX
Inspected Remarks	XXXXXXXXXX	Measuring Instrument Maintenance	XXXXXXXXXX
Inspected Date	XXXXXXXXXX	Measuring Instrument Calibration	XXXXXXXXXX
Inspected Location	XXXXXXXXXX	Measuring Instrument Verification	XXXXXXXXXX
Inspected Item	XXXXXXXXXX	Measuring Instrument Adjustment	XXXXXXXXXX
Inspected Result	XXXXXXXXXX	Measuring Instrument Repair	XXXXXXXXXX
Inspected Status	XXXXXXXXXX	Measuring Instrument Replacement	XXXXXXXXXX
Inspected Remarks	XXXXXXXXXX	Measuring Instrument Disposal	XXXXXXXXXX

■ Optional Accessories

Code No.	Description (Type)
264-020	USB Input Tool Series USB Keyboard Signal Conversion Type IT-020U
06AGL111	Connection cable (1 m)
06AGL121	Connection cable (2 m)
06AGQ001A	USB Input Tool Direct (2 m)
264-622	U-WAVE-TM (IP67)
264-623	U-WAVE-TM (Buzzer)
264-626	U-WAVE-TMB (IP67)
264-627	U-WAVE-TMB (Buzzer)
02AZF960	Connecting unit for U-WAVE-TM/TMB (IP67)

■ Color speeder sleeve (optional)




Color speeder sleeves in black, red, yellow, green, blue, and gray are available for measuring management.

Color	Order No.
Black	04GAA899*
Red	04GAA900
Yellow	04GAA901
Green	04GAA902
Blue	04GAA903
Gray	04AAB208

* Standard accessory

Regarding measuring instruments with Inspection Certificate

Mitutoyo guarantees product quality as a leading precision measuring instrument manufacturer and ships measuring instruments with an Inspection Certificate that includes inspection data so that customers can use them with confidence.



Whatever your challenges are, Mitutoyo supports you from start to finish.

Mitutoyo is not only a manufacturer of top quality measuring products but one that also offers qualified support for the lifetime of the equipment, backed up by comprehensive services that ensure your staff can make the very best use of the investment.

Apart from the basics of calibration and repair, Mitutoyo offers product and metrology training, as well as IT support for the sophisticated software used in modern measuring technology. We can also design, build, test and deliver measuring solutions and even, if deemed cost-effective, take your critical measurement challenges in-house on a sub-contract basis.



MRM Metrology Inc.
 905 595 1000
sales@MRMmetrology.com
www.MRMmetrology.com
 1 Regan Rd Unit 1,
 Brampton, ON L7A 1B8

Note: All information regarding our products, and in particular the illustrations, drawings, dimensional and performance data contained in this printed matter as well as other technical data are to be regarded as approximate average values. We therefore reserve the right to make changes to the corresponding designs. The stated standards, similar technical regulations, descriptions and illustrations of the products were valid at the time of printing. In addition, the latest applicable version of our General Trading Conditions will apply. Only quotations submitted by ourselves may be regarded as definitive. Specifications are subject to change without notice.

Mitutoyo products are subject to US Export Administration Regulations (EAR). Re-export or relocation of our products may require prior approval by an appropriate governing authority.

Trademarks and Registrations

Designations used by companies to distinguish their products are often claimed as trademarks. In all instances where Mitutoyo America Corporation is aware of a claim, the product names appear in initial capital or all capital letters. The appropriate companies should be contacted for more complete trademark and registration information.