

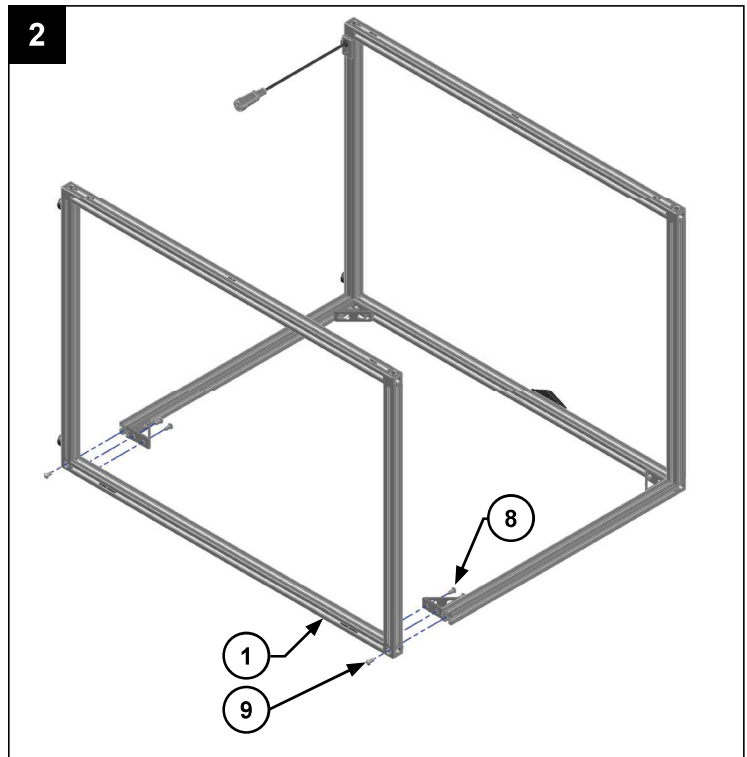
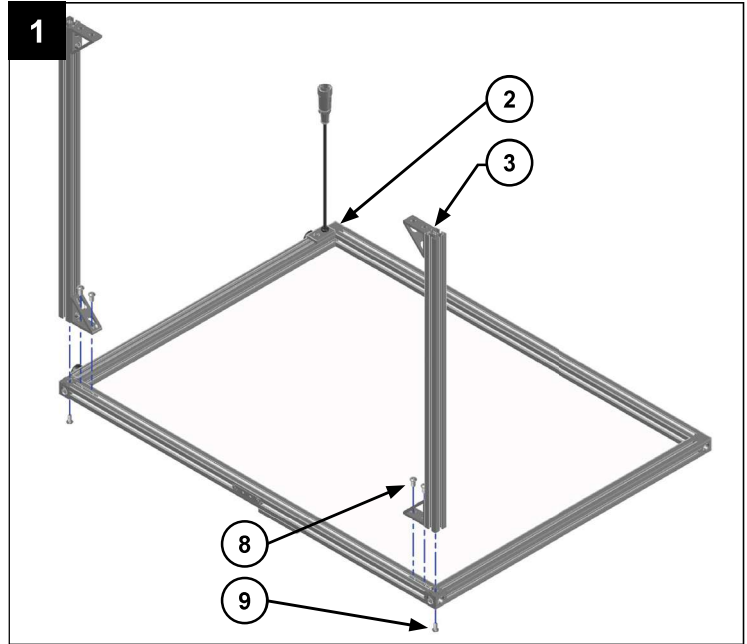
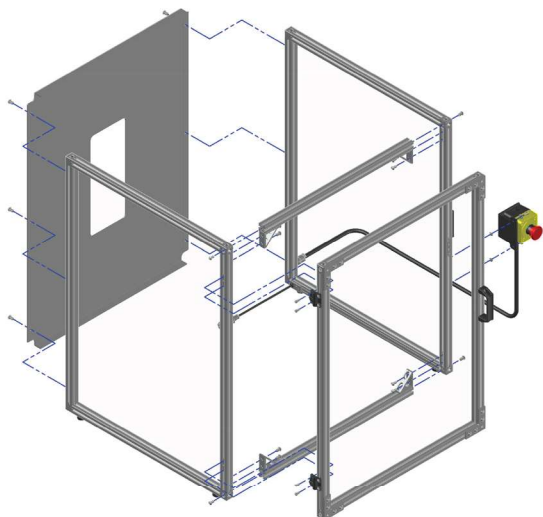
AC1092-1 / -2 / -3 / -4 Shields - Assembly Instructions

Series AC1092 shields are designed for most Mark-10 motorized test stands and frames, as shown in the table below. When properly used, these shields can protect the operator against the dangers of airborne debris resulting from force testing. Follow these assembly and usage instructions.

Model No.	Compatible Test Frames
AC1092-1	F105 / F305 / F505 w/column extension up to 24", F1505, F755, ESM1500, ESM750
AC1092-2	F105 / F305 / F505 without extension, F1505S, F755S, ESM1500S, ESM750S
AC1092-3	ESM303 w/column extension up to 24"
AC1092-4	ESM303 without extension

Included Items:

Item No.	Description	Qty.
1	Left assembly	1
2	Right assembly	1
3	Front brace	2
4	Back panel	1
5	Door assembly	1
6	Emergency stop assembly (AC1092-1/-2 only)	1
7	Screw, #8-32 x 7/16"	6 / 8*
8	Screw, 1/4-20 x 7/16"	14 / 16*
9	Screw, 1/4-20 x 9/16"	4
10	Screw, #10-32 x 1/2"	2
11	Washer	2
12	T-nut	2
13	Tablet control panel assembly	1



* Smaller quantities included with AC1092-1, greater quantities included with AC1092-2.

AC1092-1 / -2 / -3 / -4 Shields - Assembly Instructions

