








**1501TPA-1W**  
**1/4 Hex Drive, 20-170 In. Lb. Torque**  
**Single Setting Wrenches**

**PRODUCT DETAILS**

- Factory Pre-Set models are set at the factory to the customer's specified torque setting and are furnished with a Certificate of Calibration
- Please specify desired torque setting when order is placed
- Three models available
- Simple, easy to use design
- Ruggedly built for years of reliable service
- Operates bi-directionally
- Rugged, light weight aluminum body
- Automatic lock in CCW direction
- Accuracy:  $\pm 6\%$  of indicated value, CW, from 2% to 1% of full scale
- Meets or exceeds ASME B17.3 - 21

**PRODUCT ATTRIBUTES**

Product					
<b>1501TPA-1W</b>		1/4 in		1x5.25 in	8,3 oz