

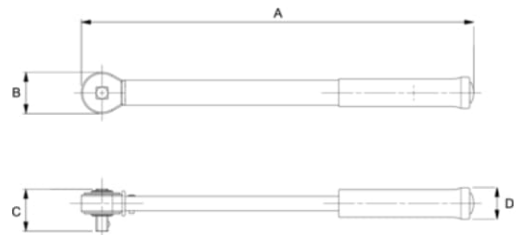


501MRMHW
1/4 Drive, 10-50 In. Lb. Micro-Adjustable Torque Wrench










PRODUCT DETAILS

- Dual scale, calibrated clockwise only
- Positive lock with spring loaded pull down lock ring
- Fast, accurate and easy to set
- Easy-to-read laser marked scales
- 1/4", 3/8", 1/2" drive feature quick release buttons which provide good socket retention as well as easy socket retention
- Accuracy: $\pm 3\%$ CW of indicated value, CW from 20% to 100% of full scale
- Meets or exceeds ASME standards, ISO 6789 standards
- Individually serialized with matching certificate of calibration traceable to N.I.S.T



PRODUCT ATTRIBUTES

Product: **501MRMHW**

	0.5 in-oz				10-50 lb·in
			1.4-5.4 Nm		2.5 lb
	1/4 in	A	10.15 in	B	1.06 in
C	0.93 in	D	1.06 in	