

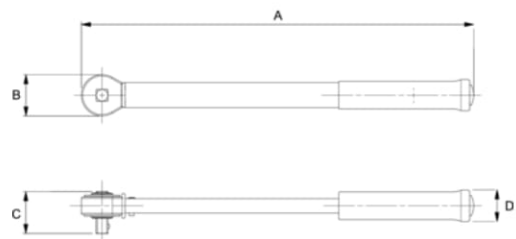


2503MFRPHW
1/2 Drive, 30-250 Ft. Lb. Micro-Adjustable Torque Wrench - Comfort Grip









PRODUCT DETAILS

- Dual scale, calibrated clockwise only
- Positive lock with spring loaded pull down lock ring
- Fast, accurate and easy to set
- Easy-to-read laser marked scale
- 1/4", 3/8", 1/2" drive feature quick release buttons which provide good socket retention as well as easy socket retention
- Ergonomic comfort-grip
- Accuracy: $\pm 3\%$ CW of indicated value, CW from 20 to 100% of full scale
- Individually serialized with matching certificate of calibration traceable to N.I.S.T



PRODUCT ATTRIBUTES

Product: **2503MFRPHW**

	1 in·oz				1,4 lb·in
	30-250 lb·ft		47-332 Nm		1/2 in
A	24.4 in	B	1.7 in	C	1.4 in
D	1.4 in	