

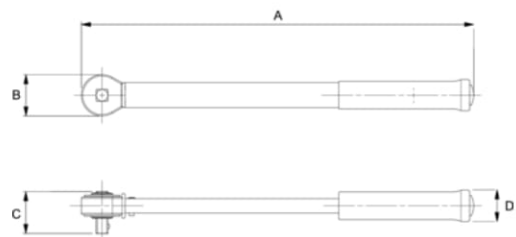


**2502MRPHW**  
**3/8 Drive, 30-250 In. Lb. Micro-Adjustable Torque Wrench - Comfort Grip**









**PRODUCT DETAILS**

- Dual scale, calibrated clockwise only
- Positive lock with spring loaded pull down lock ring
- Fast, accurate and easy to set
- Easy-to-read laser marked scale
- 1/4", 3/8", 1/2" drive feature quick release buttons which provide good socket retention as well as easy socket retention
- Ergonomic comfort-grip
- Accuracy:  $\pm 3\%$  CW of indicated value, CW from 20 to 100% of full scale
- Individually serialized with matching certificate of calibration traceable to N.I.S.T



PRODUCT ATTRIBUTES

Product: **2502MRPHW**

	1 in·oz		350-250 lb·in		0,12 lb·in
			4.0-27.7 Nm		3/8 in
<b>A</b>	11.25 in	<b>B</b>	1.06 in	<b>C</b>	1.06 in
<b>D</b>	1.06 in	