

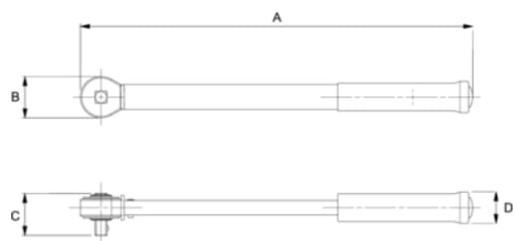


1503MFRMHW
1/2 Drive, 20-150 Ft. Lb. Micro-Adjustable Torque Wrench - Metal Handle











PRODUCT DETAILS

- Dual scale, calibrated clockwise only
- Positive lock with spring loaded pull down lock ring
- Fast, accurate and easy to set
- Easy-to-read laser marked scales
- 1/4", 3/8", 1/2" drive feature quick release buttons which provide good socket retention as well as easy socket retention
- Accuracy: $\pm 3\%$ CW of indicated value, CW from 20% to 100% of full scale
- Meets or exceeds ASME standards, ISO 6789 standards
- Individually serialized with matching certificate of calibration traceable to N.I.S.T



PRODUCT ATTRIBUTES

Product: **1503MFRMHW**

| | | | | | |
|-----------------------------------------------------------------------------------|---------------|-----------------------------------------------------------------------------------|-----------|-----------------------------------------------------------------------------------|---------|
|  | 1 in·oz |  | 1,4 lb·in |  | |
|  | 250-150 lb·ft |  | 34-194 Nm |  | 3.15 lb |
|  | 1/2 in | A | 19 in | B | 1.7 in |
| C | 1.4 in | D | 1.4 in |  | |