

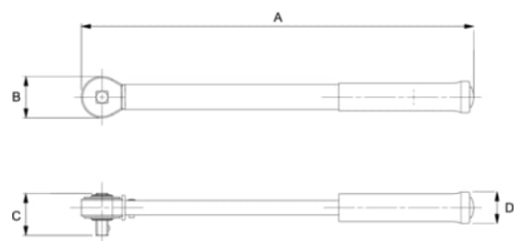


1502MRMHW
3/8 Drive, 20-150 In. Lb. Micro-Adjustable Torque Wrench - Metal Handle











PRODUCT DETAILS

- Dual scale, calibrated clockwise only
- Positive lock with spring loaded pull down lock ring
- Fast, accurate and easy to set
- Easy-to-read laser marked scales
- 1/4", 3/8", 1/2" drive feature quick release buttons which provide good socket retention as well as easy socket retention
- Accuracy: $\pm 3\%$ CW of indicated value, CW from 20% to 100% of full scale
- Meets or exceeds ASME standards, ISO 6789 standards
- Individually serialized with matching certificate of calibration traceable to N.I.S.T



PRODUCT ATTRIBUTES

Product: **1502MRMHW**

| | | | | | |
|---|---------|---|-------------|---|--------------|
|  | 5 in·oz |  | 0,12 lb·in |  | 20–150 lb·in |
|  | |  | 2.8-15.3 Nm |  | 0.85 lb |
|  | 3/8 in | A | 10.15 in | B | 1.06 in |
| C | 0.93 in | D | 1.06 in |  | |