

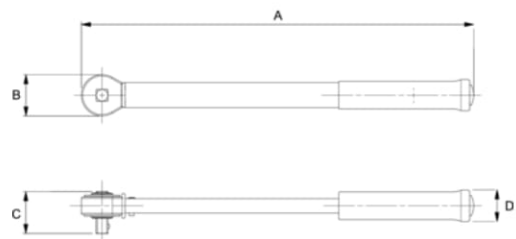


1501MRPHW
1/4 Drive, 20-150 In. Lb. Micro-Adjustable Torque Wrench - Comfort Grip










PRODUCT DETAILS

- Dual scale, calibrated clockwise only
- Positive lock with spring loaded pull down lock ring
- Fast, accurate and easy to set
- Easy-to-read laser marked scale
- 1/4", 3/8", 1/2" drive feature quick release buttons which provide good socket retention as well as easy socket retention
- Ergonomic comfort-grip
- Accuracy: $\pm 3\%$ CW of indicated value, CW from 20 to 100% of full scale
- Individually serialized with matching certificate of calibration traceable to N.I.S.T



PRODUCT ATTRIBUTES

Product: **1501MRPHW**

	1 in·oz		20-150 lb·in		0,12 lb·in
			2.8-15.3 Nm		1/4 in
A	10 in	B	1.06 in	C	0.93 in
D	1.06 in		15.8 in		