

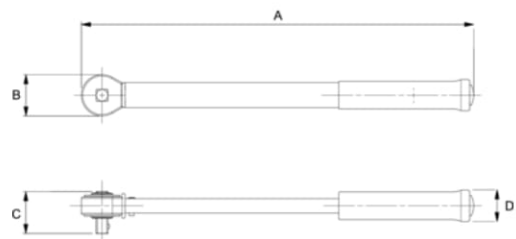


10002MRPHW
3/8 Drive, 150-1000 In. Lb. Micro-Adjustable Torque Wrench - Comfort Grip









PRODUCT DETAILS

- Dual scale, calibrated clockwise only
- Positive lock with spring loaded pull down lock ring
- Fast, accurate and easy to set
- Easy-to-read laser marked scale
- 1/4", 3/8", 1/2" drive feature quick release buttons which provide good socket retention as well as easy socket retention
- Ergonomic comfort-grip
- Accuracy: $\pm 3\%$ CW of indicated value, CW from 20 to 100% of full scale
- Individually serialized with matching certificate of calibration traceable to N.I.S.T



PRODUCT ATTRIBUTES

Product: **10002MRPHW**

	5 in·oz		150-1.000 lb·in		0,6 lb·in
			19.8-110.2 Nm		3/8 in
A	16 in	B	1.43 in	C	1.2 in
D	1.4 in	